

NRA YOUTH SHOOTING SPORTS

E-Newsletter

A publication of the
NRA Youth Programs Department
vol. 5, issue 2 • Fall 2004

FEATURED IN THIS ISSUE

Events and Training

Resources

Kids and Parents

Spotlight



The *NRA Youth Shooting Sports E-Newsletter* is for anyone interested in youth shooting sports opportunities. The *E-Newsletter* features ideas for youth program leaders, event highlights, training opportunities, and resources. The *E-Newsletter* is published quarterly on NRA's Web site

with current and previous issues available at this location anytime.

You may subscribe to the *E-Newsletter* to receive an E-mail notification each time a new issue is available. The E-mail will contain a link that will take you directly to the new issue.

To subscribe, call or e-mail us at:

- youth_programs@nrahq.org
- (703) 267-1552 (or 1505).

EVENTS & TRAINING

FEATURE ARTICLE: Determination Overcomes Disability

A Long Journey to the NRA-Beeman Title

**By Dave Baskin Manager,
NRA Disabled Shooting Programs**

One stormy December day in 1967, a baby boy was born to Angela and Julio Ponce, at a small clinic in Havana, Cuba. The baby was born premature, weighing only four pounds. The nurses avoided giving Angela much information about her newborn, which caused her to worry that something was wrong with the baby. The clinic personnel did not let Angela see her baby boy until the day they were discharged, at which time she discovered that her son had been born without hands and without legs below the knees.

Angela was both shocked and puzzled, as there was nothing in the family's genetic heritage that could have given her any advanced warning. Because of the baby's physical appearance, the doctors assumed that he might also have suffered internal complications and expected him to live no longer than a few weeks. But being a devoutly religious person, Angela refused to give up hope. She

prayed and petitioned St. Barbara to take care of her son, promising to name him after the saint.

The baby boy lived and was named Barbaro in honor St. Barbara. However, the family's difficulties were not over. The Castro regime would not allow them to travel to the United States for the advanced medical care that Barbaro required, which was unavailable in Cuba. Since the Cuban government was adamant in its refusal of travel permits, even for humanitarian purposes, the Ponce family emigrated to the United States.

The family settled in Atlanta, Georgia, where Barbaro received rehabilitation and became a good student who would go on to earn a Masters Degree in Architecture from the highly regarded Georgia Tech University. At the present time, Barbaro owns a general contracting company that specializes in housing modifications for senior citizens and people with disabilities.

While a student at Georgia Tech, Ponce became active in the disabled sports program at the Shepherd Center in



Atlanta, which is one of the south's leading rehabilitation hospitals. The sport that interested him the most was their precision air rifle marksmanship program. The fact that he was without hands did not bother the young man, for Barbaro it was just another challenge to overcome.

The past 14 years have seen Barbaro work very hard at his chosen sport, and since 1997, he has been a competitor on the NRA-Beeman Grand Prix Championship Tour for marksmen with physical disabilities. The NRA-Beeman Tour is con-

sidered to be one of the toughest titles to win in all of the shooting sports because each competitor must compete at 12 different locations across the nation, under a variety of conditions. Any person who wins the coveted title of NRA-Beeman Grand Champion, is truly a national champion in every way.

On August 28, Barbaro Ponce was crowned the 2004 NRA-Beeman Grand Champion. But the season-long title chase was not an easy one, as the lead alternated back and forth between Ponce and the 2003 Grand Champion, Deborah Lewis of Irondal, Alabama. At the final event in Birmingham, Alabama, Barbaro was able to secure the individual championship by 1/84 of a point, which is the smallest margin in NRA-Beeman history. Third place honors were taken by Mike Dickey from Trafford, Alabama.

The NRA-Beeman National Team Championship was claimed by the Ponce's Shepherd Center Team. Barbaro's teammates were David Blevins from Conyers, Georgia, and first year competitor, 19 year old Matt Smith of Atlanta. This accomplishment marks the first time in shooting sports history that a hospital sponsored team has won a national level marksmanship title.

Thanks to the advancements in medical science, the survival rate for children born with a physical disability has

increased dramatically in recent years. These youngsters grow up with the same desires as their friends, who are eager to participate in a variety of sports and recreational activities, including the shooting sports.

The development of adaptive equipment and positions have made the shooting sports a realistic goal for most young people with a physical disability. So much so, that disabled shooters have gone on to be contributing members of their high school and college shooting teams.

The NRA Disabled Shooting Services offers free guidance for instructors and coaches who wish to include disabled youth in their shooting sports programs. For advice concerning the accepted adaptive shooting positions and other information, call Dave Baskin, Manager of NRA Disabled Shooting Services, at (703) 267-1495.



Rifles and Wranglers

NRA Sponsors the National High School Rodeo Association's Light Rifle Competition

The participants at this year's National High School Finals Rodeo in Gillette, Wyoming, had the opportunity to prove how well they compared to their counterparts from the Old West. For the first time in its 56 years of rodeo finals, cowboys and cowgirls were able to compete in a shooting sports competition. In the Old West, they used rifles and pistols to "duel it out with each other, but in Gillette, the youth competed on paper targets with lever action Henry Rifles.

As part of the NRA's sponsorship, the National Rifle Association's Youth Programs Department & the Competitive Shooting Division helped run

the first light rifle competition for the rodeo youth. Each state/province selected a two-person team (boy or girl) to represent them. For the 2004 championship, there were 90 contestants from 32 states, 4 Canadian provinces and 1 team from Australia. On Tuesday afternoon everyone, including parents, sponsors, and State Directors

traveled the short distance from the rodeo arena to the Gillette Gun Club to see just how well rounded these modern-day cow folks were. Each team was given a safety and equipment briefing before the match started. Matt Szramoski, manager of Youth Programs, conducted these important briefings. As with any shooting program, "Safety is No. 1" and proper use of firearms helps make shooting one of the safest sports. Henry Repeating Arms Company provided 20 Model H001 .22 caliber lever action rifles to be used for the match. After the event, the rifles were sold at a discount to the participants. Kennecott Energy and Cordero-Rojo Mine provided hearing and eye protection for all and the Gillette Gun Club provided the ammunition.

Each shooter was required to shoot 20 record shots at 50 yards in 30 minutes offhand/standing on the NRA's A-31X target in accordance with the NRA's Light Rifle Rules. During the 30 minutes, shooters were allowed to use one bullseye as a sighting bull and then 4 bulls for the record shots. After a short delay due to rain, the championship was over. Only 25 points separated the top four teams. Coming out as the best shooting team was Kacey Griffith and J.D. Hays from Alberta, Canada. Second was Dustin Coltrane

and Hutch Eckerson from North Carolina and third was Josh Hudson and Wyatt Sasser from Texas. The Canadian shooters each received a Gist belt buckle, specially designed for this event, and a \$2,000 scholarship. A total of \$5000 in scholarship money was awarded to the top teams.



Everyone is looking forward to next year's championship shooting event. Just as with the Pole Bending, Steer Wrestling, Team Roping, and Cutting, a shooter must qualify to attend and represent their state/providence. In 2004, Louisiana sponsored a shooting match to select their team. In the future, other states may sponsor qualifying matches and, if needed, the NRA's Competitive Shooting & Youth Programs will be available to offer assistance with any aspect of running the match. Contact the NRA youth_programs@nrahq.org or rifle@nrahq.org for more information on these shooting programs. Contact the NHSRA at www.nhsra.com

for more information on their programs. For any enthusiast of the old west, the NHSRA was an event to see. For anyone excited about shooting, watch out for these youth.

Great Winter Fun

Junior Sectionals Gearing Up in January!

NRA Junior Rifle Indoor National Championships or the *Junior Sectionals* are known nationwide for the format of being able to shoot in a local tournament and then ranked nationally with others in your age or school category. Sectionals are held every year during the winter months. The NRA's Competitive Shooting Division provides participation pins, individual winner medallions, and team medals for every sectional tournament. The Junior Sectional is made up of five different individual and team championships. The Indoor Smallbore Championships are divided into 4-position category (prone, sitting, kneeling, and standing/offhand) and 3-position category (prone, kneeling, and standing/offhand). The Indoor Air Rifle Championships are divided into International Air Rifle (Standing), Precision 3-position, and Sporter 3-position categories. There are several special awards given at the national level that are worth noting.

Fred F. and Ellen C. Browning donated the Cary Mark Browning Trophy to the NRA in 1983 in Memory of their son. The trophy is awarded each year to the National Junior International Air Rifle Sectional Champion. The course of fire is 40 shots standing on the AR-5 target at 10 meters. The trophy was first awarded in 1985 to Matthew P. Suggs. In recent years, such well know shooters as Troy Basham, Matthew Rawlings, Vicki Goss, and Jamie Beyerle have earned this prestigious award. With a high possible score of 400, winners have achieved scores ranging from 386/400 in 1989 to the all time high of 398 shot by Wesley Hess from Humble, TX in 2003.



Starting in 2004, the NRA is awarding the special President's Award to the top 10% of shooters in the three air rifle championships: International Air Rifle, Precision 3-position, and Sporter 3-position. Each recipient of this award receives a lapel pin and unique decal that can be placed on shooting boxes or gun cases. The top shooter in each discipline also receives special recognition from Mr. Wayne LaPierre, Executive Vice-President of the NRA.

In International Air Rifle, Ty Freeze of Davenport, Washington was the top scorer with a 392/400. The cutoff score was 376 and 80 junior shooters received this award. In Precision 3-position, the top shooter was Sarah Smith of Gardnerville, Nevada with a 591/600. The cutoff score was 577 with 60 juniors receiving this award.

In Sporter 3-position, the best was Clint Sejkora from Burchard, Nebraska with a score of 557/600. Seventy junior shooters achieved a 505 or better to receive this award. Congratulations to these individuals for their accomplishments in shooting.

The 2005 Junior Sectionals are currently being scheduled through out the US. If your club is interested in attending or sponsoring a tournament, contact the NRA's Rifle Department at 703-267-1475 or rifle@nrahq.org.

View the official results for the 2004 Junior Sectionals at:

www.nrahq.org/compete

RESOURCES

New Junior Member Coupon Booklet

Coupons Good Through August of 2005

The new Junior Member Coupon Booklet is now available to new and renewing junior members. The booklet contains special offers to NRA junior members on a variety of items, such as discounts on hats, t-shirts, cleaning and tool kits, trap machines, archery equipment, bags, cases, artwork, and guns, as well as free patches, posters, catalogs, a magazine issue, videos, targets, and more.

NRA would like to thank the companies who are offering these specials to our Junior Members:

- Shotgun Sports Magazine
- Ruger
- Pilkington Competition Equipment
- Crosman Airguns
- Birchwood Casey Shoot N C
- Targets
- Remington
- Otis Technology, Inc.
- Brownells
- National Archery Development Association
- Shooting Sports USA Magazine
- Numrich Gun Parts
- Winchester
- Bagmaster
- Winfield Galleries
- Beretta/AcuSports
- Lyman Products
- Pyramyd Air/Webley & Scott Air Guns

To join the NRA, renew a membership, or to give a membership to a friend or family member, call 1-800-NRA-3888, or go to the NRA Membership Web page at membership.nrahq.org.

The special offers are good through August 2005.




Newly Revised Materials Catalog

The newly revised *Materials Catalog* contains the NRA's safety, educational, and training materials. It includes safety brochures and posters, handbooks, teaching lesson plans, program development books, hunting information, life-size game targets, videos, competition information, and the *NRA Marksmanship*

Qualification Program book, patches, pins, medals, and certificates.

To order your new copy of the *Materials Catalog*, visit the NRA's Program Materials Center at:

materials.nrahq.org



FREE HUNTERS: The National Hunting Club of America

NRA's Newest Resource for Hunters

NRA has launched a new club designed to provide hunters with a wealth of information right at their finger tips! The club features a Web site with tons of information on places to hunt and shoot, State/Provincial details on hunting rules and regulations, species, hunting courses, hunting tips and techniques, equipment, and current state and federal hunting legislation.

Members of FREE HUNTERS also have access to the *Guides and Outfitters Database*, an exclusive service on the Web site that includes a preferred listing of guides and outfitters across the country. This service, which offers detailed information including member postings about guides and outfitters' operations, will enable members to make an educated decision when booking that "hunt of a lifetime."

As part of your membership in FREE HUNTERS, you receive a monthly magazine that will keep you informed about all the latest in hunting rights and legislation. This new club will fight to strengthen American hunters' political power to preserve the sport, expand seasons, open lands, and celebrate our hunting heritage.



Benefits of Membership in FREE HUNTERS:

- Access to the members only section of the Web site: www.freehunters.org
- The *Guides and Outfitters Database*, which contains descriptions with NRA Staff and member feedback; some discounts for FREE HUNTER members
- Hunting/political magazine featuring the latest in hunting politics
- Discounts on hunting lease liability insurance for members
- Firearms Care Insurance
- The FREE HUNTERS affinity credit card that helps save hunting every time you use it (credit card subject to eligibility criteria)
- Rental car discounts
- Hotel discounts

For more information and to join FREE HUNTERS, go to: www.freehunters.org

Earn Money for Your Local Club!

NRA Platinum Edition Visa Card


The new NRA Platinum Edition Visa Card allows you to earn \$20 for your club or association for each approved application* submitted with your club's NRA Club Affiliation ID number. The funds will really add up by offering it to your club members, friends, family and business associates.

In addition, card members receive the following benefits:

- Low introductory rate on purchases and balance transfers
- No annual fee and no balance transfer fees
- Every purchase made with the card provides crucial funding back to the NRA to help defend the Second Amendment at no cost to the cardholder

To request an NRA Platinum Edition Visa Card Club Kit call 1-866-778-4983.

**All applications are subject to approval by the credit card company.*



KIDS AND PARENTS

GunTalk

The Sport of Skeet Shooting

Skeet shooting is a popular, family-oriented sport that provides a challenging activity for both young and young at heart. Imagine hitting a target that is flying past you at about 50 miles an hour! From the moment you yell "PULL," you have only a few seconds to line up your target with the appropriate lead and squeeze the trigger. When you do it right you get to see the clay bird blast apart into pieces - and sometimes even into a cloud of dust.

Sound hard? Well, once you've learned the basics all you need is a little practice. The NRA offers two helpful books to get you started and develop your skills:

The Skeeters' Guide: A Companion for Beginning Skeet Shooters

The Skeeters' Guide explains skeet shooting from the very basics of the game to shooting techniques for each station. The book outlines the skeet field, how to choose the proper choke for your shotgun, how the game



is played, the jargon, leading the target, and it breaks down all eight skeet stations with specific shooting tips to ensure your success.

This booklet has been endorsed by the National Skeet Shooting Association

(NSSA). The NSSA offers training and activities, such as leagues and tournaments.

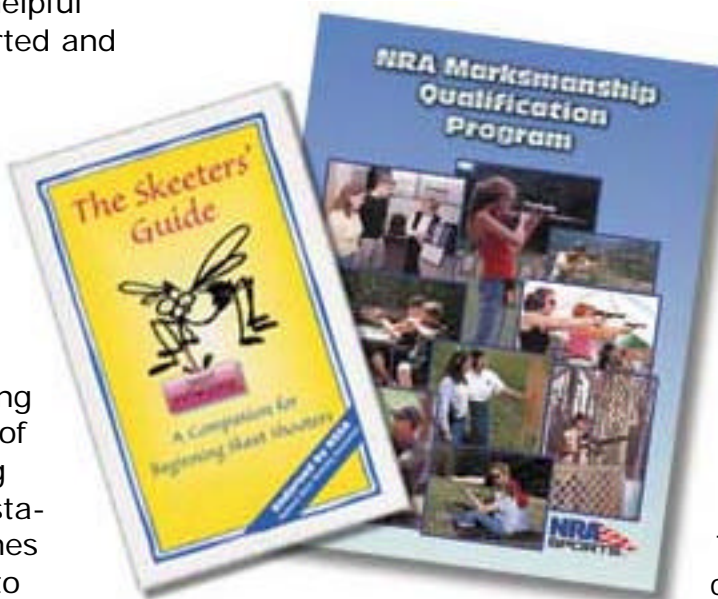
For more information about NSSA, visit their Web site at: www.mynssa.com.

NRA Marksmanship Qualification Program

The NRA Marksmanship Qualification Program offers a self-paced Skeet course of fire that will help you develop your skeet shooting skills. The program provides average scores needed to attain each skill level (Pro-Marksman, Marksman, Marksman 1st Class,

Sharpshooter, Expert, Distinguished Expert).

The program also offers a colorful shotgun patch and skill level awards -- medals, pins, certificates, and patch rockers.



You can participate in the Marksmanship Qualification Program by yourself, with your club members or with your friends and family. You don't need to be in a club or specific program to participate. The program is also

self-administered, so it's on the honor system. You don't need to send in your score sheets or compete in a sanctioned event, simply order your awards from the NRA Sales Department when you achieve each skill level.

To order *The Skeeters' Guide* (item #EF09180) and the *NRA Marksmanship Qualification Program* (item # EQ09525), call NRA Sales at 1-800-336-7402 or visit the NRA Program Materials Center online at: materials.nrahq.org/go.

Learn Some of the Skeet Jargon

The Skeet Field – The skeet field is made up of two target launching houses (high house and low house) and eight shooting stations.

High House – The tower on the left side of the field which launches clay targets, with its window opening at the top of the tower.

Low House – The launching tower on the right side of the field with its window opening near the bottom of the tower.

Pull – Term used to call for the target. When you yell "PULL", the puller (the individual releasing the targets and keeping score) releases the target from either the high house, the low house or both for doubles.

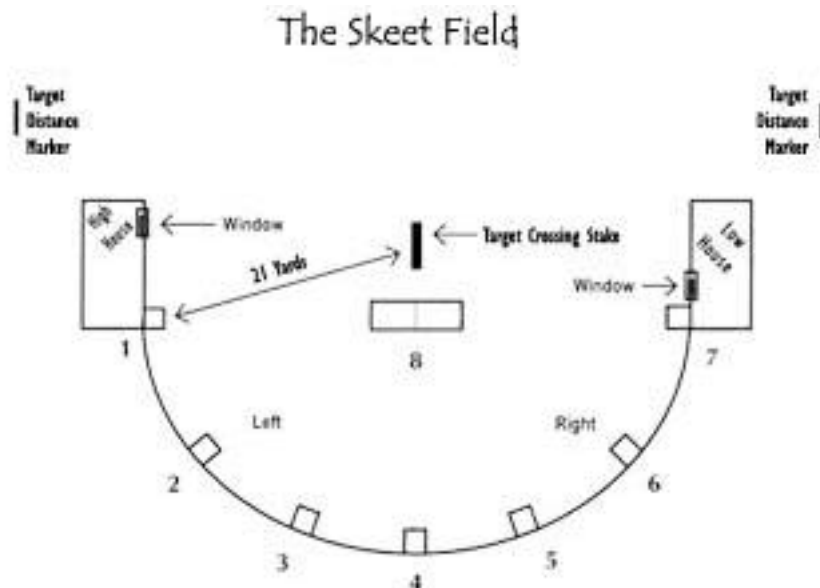
Bird – The clay target that is launched for the shooter to hit (AKA, clay pigeon).

Break Point – The area where you intend to break/shoot the target - generally over or within 10 feet to the right or left of the target crossing stake.

Hold Point – The specific point on the target flight line where the shooter stops movement and prepares to call for the clay target.

Shot Pattern – The spread of the shot at a given distance.

Leading the Target – The distance the target will travel from the time the gun is fired until the shot reaches the target. There are two basic methods of leading: sustained and swing-through.



Frequently Asked Questions (FAQs)

How old should my child be before he/she can start participating in the shooting sports?

Children mature at such different rates it is hard to apply a specific age minimum to everyone. Therefore, it is necessary for parents or guardians to determine whether their child has the maturity to learn to handle a gun safely and responsibly. However, many programs, clubs and ranges set a minimum age limit themselves.

The best way to decide whether your child is ready to learn to shoot is to simply use good, old fashioned common sense. However, there are some pointers that can help you in your decision. First determine if your child has the maturity to understand the importance of following the safety rules and can understand the basic fundamentals of shooting.

It is also important to determine whether the child can physically handle and shoot a gun. You must consider the size of the gun and the recoil when fired. The stock of a rifle or shotgun can be too long for a child to physically handle efficiently and safely. Even some handguns are too large for a child to grip and squeeze the trigger properly. The child's hands must be able to properly grip the pistol and the index finger should be able to squeeze the trigger while maintaining the proper grip.

To find out if a rifle or shotgun has a appropriate length for your child there is a simple way to check:

1. Make sure the gun is unloaded and the action is open if possible.
2. Holding the gun with the barrel pointed upwards, place the butt of the stock in the bend of the child's elbow and see if he or she can reach the trigger comfortably. If not, then the stock is too long. You may want to have the stock shortened by a qualified gunsmith.

Also remember that many guns have a recoil when fired. Some guns may have too much recoil for a child and may result in an unpleasant experience. With any gun, especially one with recoil, it is important to shoot in a proper position. The position should be comfortable and ensure support for the body's frame. The butt of the stock should be held firmly against the shoulder. This helps the body absorb recoil more efficiently.

For beginners, shooting in a benchrest or supported position is a good way to start. Examples of supported positions include one in which the shooter lies on the ground and in another the shooter sits at a bench or table. In one the shooter lies on the ground and in the other the shooter sits at a bench or

Stock Too Long



Stock Correct Length



table. In both positions the rifle is rested on sandbags or something that will hold the rifle steady and securely at eye level.

Many gun manufacturers make youth models designed specifically to fit young people or people with small body frames. For example, both Henry Repeating Arms and Rogue Rifles have youth mod-

Resources:

NRA Junior Rifle Shooting

Handbook, Item #EM09450

Basics of Rifle Shooting

Handbook, Item #EF13180

Basics of Shotgun Shooting


Handbook, Item #EF13360

Basics of Pistol Shooting

Handbook, Item #EF13270

Materials Catalog

Item #EM09415



To order, call (800) 336-7402 or visit the NRA's Program Materials Center at: <http://materials.nrahq.org/go>

How can we make an appropriate air gun range here at home?

els that are appropriate for smaller kids.

A simple and inexpensive air gun range can be set up almost anywhere – backyard, basement, garage, or field. Provided that all safety rules and precautions are observed, the range can be set up indoors or outdoors. Safety is the first and most important requirement in setting up a home air gun range. You must take into consideration the range of the air gun, the penetration of the projectiles, the possibility of ricochet, and the means of keeping persons and pets out of the area.

The distance required for an air gun range depends upon the type of air gun to be used:

For BB Guns - A range for an air gun using BB projectiles should measure at least 16

feet (or about 5 meters) from the firing line to the target.

For Pellet Guns - On ranges that will be used for air guns firing pellets, the distance from the firing line to the target should be 25 feet to 45 yards.

Primary and Secondary Backstops

You will need space behind the target for a primary backstop and a secondary backstop.

The **primary backstop** can be easily constructed from a simple cardboard box. Fill the box with paper products such as newspapers, magazines, telephone books, catalogs or even a piece of carpet (do not use rubber or similar materials which could cause the projectiles to bounce back toward the shooter).

The higher the velocity of the air gun the more filling you need.

Place some loosely wadded newspaper in the front of the cardboard box -- loose material helps to keep the projectiles from ricocheting. In order to keep the projectiles from passing completely through the box, place tightly packed folded newspapers, magazines, telephone books, or a loosely-hung piece of carpet in the rear portion of the box in an upright position.

Please note that air guns with

Folded Newspapers and Magazines



a muzzle velocity of more than 550 feet per second may penetrate the carpet. Be sure the material placed inside the box is appropriate for the type of air gun being used. Check the owners manual to find out the air gun's muzzle velocity and test the material out to make sure it's safe.

Once you've filled the cardboard box, simply tape a target onto the front. Be sure to inspect the cardboard box and material to see how it is holding up and replace the material and box before it becomes ineffective as a safe backstop.

You can also purchase commercially made pellet traps that are made of metal and feature either frames to hold paper targets or have reactive targets built in. Reactive targets (animal silhouettes or disks) are attached to the trap and react when they are hit. Reactive type targets include knockdowns, spinners, and noisemakers. Commercially made pellet traps are inexpensive and can last for quite a while. You can find pellet traps at local retail stores such as Wal-Mart and K-Mart. You may also visit the following web sites for information:

www.crosman.com
www.beeman.com
www.daisy.com
www.birchwoodcasey.com

IMPORTANT: Always make sure that the target/pellet traps you are using are suitable for the type of air gun

you are using! Check the Owner's Manual of the air gun for more information.

The **secondary backstop** is necessary to stop any shots that might miss the primary backstop. The secondary backstop can be one or two loosely-hung piece of canvas or carpet, a large metal plate angled downward at a 45 degree slant, bales of hay or straw, a soft dirt bank, or some other type of protective range barrier which will not cause ricochet. Be sure to check the secondary backstop regularly and replace it before it becomes ineffective as a safe secondary backstop.

Air Gun Safety

It is recommended that youngsters be supervised by a responsible adult while shooting. Air guns are not toys and must be treated with the same respect and safety precautions as a firearm. See the *NRA Gun Safety Rules* for more information. Be sure to carefully read the Owner's Manual for the air gun. It contains important information about how the air gun operates, the types of targets that are safe to use, how to safely clear a pellet from the breech or barrel, and proper maintenance. It is also highly recommended that anyone near or around the firing line - shooters,

instructors, and spectators - wear protective eyeglasses. Many companies make smaller or adjustable eyewear that is suitable for young people. Here's a couple to check out:

www.safewareinc.com
www.crosman.com

Resources:

NRA Gun Safety Rules
Brochure, Item #ES14080

NRA Neighborhood Air Gun Program, Item #EF09181

NRA Marksmanship Qualification Program
Book, Item #EQ09525

Smart & Safe
Brochure, Item #ES11532

Parent's Guide to Gun Safety
Brochure, Item #ES12852

To order,
call (800) 336-7402 or
visit the NRA's Program
Materials Center at:
materials.nrahq.org/go



Celebrating 100 years!

The NRA Marksmanship Qualification Program Spans a Century

**By Denise Conni
NRA Marksmanship
Qualification
Program Coordinator**

This year marks the 100th anniversary of the Marksmanship Qualification Program. Over the years, the program has had many different names, and courses of fire, but the goal has always been the same; to promote marksmanship through the safe and responsible use of firearms.

The recognized need for a youth program started in January 1903 when a nine year old Philadelphia boy accidentally killed his friend with a .22 caliber rifle. It was during a National Rifle Association board of directors meeting in February 1903, that Major James E. Bell made a strong plea for the encouragement of rifle practice in the schools and colleges. He firmly believed that education and training, among school-aged boys, would reduce accidental shootings and make for a well-trained soldier.

In April of that same year, the NRA began introducing rifle practice to presidents and faculty members of local New York schools. A letter from the NRA executive board was sent to these schools stating the need for safety and marksmanship rifle training among youth. In the winter of 1904, the New York City



high schools began rifle practice and even hosted a competition. The president of the Public Schools Athletic League (PSAL) and co-founder of the NRA, General George W. Wingate, started a competition between four city schools, De Witt Clinton High School, Morris High School, Bronx High School, and The Boy's School of Brooklyn. These four teams consisted of eight boys, each of whom fired five-string shots using a sub-target rifle machine (the sub-target rifle machine was a training device used to improve marksmanship). De Witt Clinton High School won with a score of 377, and an individual average score of $43\frac{1}{2}$.

At the 1905 annual meeting, the NRA recommended imple-

menting a practice course for schoolboys. The students could qualify as a sharpshooter, a junior sharpshooter, marksman, and a junior marksman. The junior marksman and sharpshooter would qualify as a student under the age of 15. PSAL started the program under the supervision of Wingate. The qualification course was pretty simple; score 40 out of 50 in one five-string course. It was obvious to General G. W. Wingate that this score was too low. The PSAL adjusted the score from 40 in 1905, to 42 in the spring of 1905, and then to 44 in the summer of 1906.

The first NRA sponsored schoolboy rifle competition was held in Creedmoor, New York on July 26th, 1906. The

boys, in teams of five, from De Witt Clinton, Boy's School of Brooklyn, Curtis, Commercial, Manual Training, and Stuyvesant, used the sub-target machine while the boys from St. John's Military School shot without it. The course of fire was 100 yards standing, and 400 yards prone, five shots at each distance for a possible total score of 250. De Witt Clinton High School, once again, won the competition with an individual average of 44, and a total score of 220.

On December 23, 1907, The Sportsman Show, in Grand Central Palace, New York, set aside an entire floor to hold the first indoor NRA sponsored annual schoolboys' rifle tournament. During the two weeks that the show was being held, 200 juniors qualified for Junior Marksman and received the medal during a presentation by Gen. James A. Drain. The cost to enter was thirty-five cents. This included the entrance fee and cartridges.

M. Wichers of Curtis High School, Charles Oder of Morris High School, and A. Garcia of Curtis High School were all high winners during the competition. Their prizes included two .22 caliber rifle and a .22 caliber musket.

The NRA received final approval, from their executive board, for funding the program in 1908 and offered the first NRA Schoolboy medals, Collegiate Rifle Club, School-Boy Rifle Club, Junior

Marksman indoor and outdoor. The program continued to grow through the early 1900's. By 1914, 3,956 schoolboys were enrolled and affiliated with the NRA. But they faced the same problems that we incur today, facility limitations. While setting up the rifle qualifications, they found ranges that offered 200 yards outdoor, while others only had 50 feet indoors. They decided the best way to make sure the program grew successfully was to offer two different courses, indoor and outdoor. Indoors offered 10 shots standing and 10 shots prone at 50 feet, the outdoor was the same course of fire, except at 200 yards. Also in 1914, The Boy Scouts of America and the NRA set a qualification course for the Scouts merit badge. The course used a .22 caliber rifle, shot at 50 feet. The boys had to qualify with a score of 80 out of a possible 100 points, 10 shots with a possible of 38/50 standing, and 10 shots with a possible score of 42/50 prone.

While the NRA's junior club was starting to grow, the Winchester Junior Rifle Corps (WJRC) was beginning to form. Their idea came from General G.W. Wingate's book, "Why Should Boys Be Taught To Shoot." The program began

in 1918 and by 1925 had over 135,000 memberships, and offered 55,000 medals for marksmanship. These medals included Pro-Marksman, Marksman, Sharpshooter, Expert and Distinguished Rifleman. But, the WJRC was different from the NRA's jun-



ior rifle club in that the WJRC catered towards boys and girls and was not training them for potential military duty. According to General Wingate's book, their goal was to "encourage marksmanship among boys and girls not over 18 years of age, also to teach the safe handling of a rifle. [The program] combines all the fun of shooting with the encouragement of high skill marksmanship and good sportsmanship. It encourages

the strong, normal boy and girl instinct for a rifle to find expression in a useful, character-building way."

Unfortunately, the WJRC fell to the depression, and with financial difficulties, they were struggling to survive. To help solve financial woes, the NRA took over the program starting January 1, 1926. By May 15, the American Rifleman had started a monthly section in their magazine called NRA News Junior Rifle Corps, written by H.H. Goebel. The program was in full swing, and the word was out.

Once the NRA took over the rifle program, the qualification course was set. The course of fire was shot in strings of five shots at 10 targets. The Pro-Marksman skill level required a minimum of 20 bullseyes out of a possible 50, the Marksman level required a minimum of 25 bullseyes out of 50, Sharpshooter required 35 bullseyes with nine bars scoring a possible total of 250. The nine sharpshooter bars were shot in three different positions: prone, sitting and kneeling. The Expert level required a minimum of 40 bullseyes out of a possible 50, shooting five-shot strings at 10 targets. And finally, the highest skill level, the Distinguished Rifleman, required the shooter to hit a total of 400 bullseyes, 100 bulls in each position.

The NRA Marksmanship Qualification Program continues to grow. This year alone, there have been over 9,000



participates (youth and adults), approximately 200 NRA members who have qualified for Distinguished Expert, seven Double Distinguished, which includes Courtney Anthony, a 13 year old female, and four Triple Distinguished. This number includes 18 women and 90 students ages 18 and under.

The merging of the NRA Junior Marksmanship Program and the Winchester Junior Rifle Corps program began to mold the Marksmanship Qualification Program into what it is today. If you are currently participating in the program, then you will recognize the levels a shooter progresses through, even though they seem just a little different from the courses we shot in the 2004 version. Not only that, but we have added courses over the years. The program now offers eleven different courses of fire ranging from Air pistols, to High Power rifles and we added the

Marksman 1st Class classification. For more information about the NRA Marksmanship Qualification Program visit the Youth Programs on NRA's Web site at www.nrahq.org, or contact the Qualification Coordinator at (703) 267-1505.

SPOTLIGHT

New Youth Advisory Board (YAB) for 2005

The NRA recently selected the 2005 Youth Advisory Board. The Youth Advisory Board, or YAB, is chosen annually in September. The Youth Advisory Board provides opportunities for NRA

Junior Members 18 years of age or under (and Annual and Life members 18 or under) to offer constructive feedback on NRA's youth programs, *InSights* magazine, and other topics. The YAB represents

the broad range of interests and experiences in the shooting sports. For more information on how to become a member of the NRA's Youth Advisory Board, visit www.nrahq.org/youth.

Kimberly Minnig Herndon, Virginia

One of the top-ranked junior shotgun shooters in Virginia, Kimberly Minnig is active in skeet and trap shooting. Eighteen-year-old Kimberly is a freshman at Northern Virginia Community College. She's also a former intern in the NRA Institute for Legislative Action.

"Since I was twelve years old I wanted to become one of the best shotguns in at least Virginia if not the coun-

try," said Kimberly. "I feel that my competitive edge and love for the sport aid me in achieving my goals."

Kimberly is a member of the Izaak Walton League - Arlington/Fairfax Chapter and regularly competes in National Skeet Shooting Association and Amateur Trap Association matches.

At the recent 2004 Virginia Skeet Shooting Championships, Kimberly's awards included High Overall Lady Champion, and Lady

Champion for 12 Gauge, 20 Gauge, 28 Gauge, .410 Bore, and numerous other awards.



Andrew Hickey Sutter, California

Seventeen-year-old Andrew Hickey is a member of the Twin Cities Rod and Gun Club and shoots smallbore rifle and air rifle.

"I have been involved in competitive rifle shooting for over one third of my life," said Andrew.

He has attended NRA Coach School and participated in several NRA Postal Matches. In addition, he holds the Expert classification rating in numerous disciplines. He has also competed in several national championships, including the Junior Olympics.



Justin Pentz

Rockton, PA

Justin is a competitive shooter, hunter, and sportsman. A strong supporter of the 2nd Amendment, Justin attended the 2004 NRA Annual Meeting and Exhibits in Pittsburgh, PA.

The fifteen-year-old is a member of both the Pennsylvania Rifle and Pistol Association and the DuBois Rifle and Pistol Club.

For the last three years Justin has competed at the Junior Olympics in Colorado Springs, Colorado, the NRA National

Junior Air Gun Team Championship and Training Summit, and the National Matches at Camp Perry.

Justin participated in the NRA Marksmanship Qualification Program and earned the Distinguished Expert rating in 4-Position Rifle.

"Being able to compete at national matches across the United States has allowed me to meet many great shooters and their families," said Justin. "I am learning through this sport to set goals, believe in myself, concentrate, and not to give up."



Eric Pribil

Edmond, Oklahoma

Eric was selected to his second term on the Youth Advisory Board. The fifteen-year-old continues to participate in Youth Hunter Education Challenge events, the Sooner State Games and 4-H shooting competitions.

Eric earned his Eagle Scout award this year. His project was an "NRA Safety and

Firearm Education Day" held at his local gun club.

"I feel very strongly that it is important to expose others to the sport of shooting," said Eric. "I believe that if done properly in a safe environment that people's opinions of shooting sports can be turned from negative to positive."



Trent Pribil

Edmond, Oklahoma

Trent returns for his second term on the Youth Advisory Board. "My first term as a member of the NRA Youth Advisory Board opened up many doors for me," he said. "I was able to promote my sport of shooting at many events around my community."

He recently completed the Distinguished Expert rating in

the shotgun discipline of the NRA Marksmanship Qualification Program. Trent, 15, was also recognized at his state 4-H Roundup for the work he does to promote the shooting sports.

"Representing youth and the NRA are top priorities for me. Exposing others to the safe and fun sport of shooting is a goal I continue to pursue."



Kristie Harrington
New Richmond, Wisconsin

Sixteen-year-old Kristie has been a competitive rifle shooter for four years. In addition to shooting, Kristie is in her 13th year as a Senior Girl Scout, was vice president of her freshman class, and volunteered at the Bush/Cheney headquarters in her town.

She is currently achieving her Girl Scout Gold Award by presenting the NRA Eddie Eagle GunSafe® program to elementary school students. Kristie holds the expert classification in both International

Air Rifle and 3-Position Outdoor. She is also an NRA Junior Trainer.

She is a member of the Gateway Rifle and Pistol Club and the Wisconsin Rifle and Pistol Association. Having had the opportunity to live in several parts of the country, Kristie has competed in Rhode Island, Indiana, Florida, and Wisconsin. "Because of all the places I have lived and all the matches I have competed in," she said, "I know shooters from almost every state."



Jaclyn Kimbrough
Tuscaloosa, Alabama

Jaclyn Kimbrough, 18, is returning for her second term on the NRA Youth Advisory Board. While on the YAB, Jaclyn has participated in an NRA Women on Target® pheasant hunt in Nebraska and attended a Women in Shooting conference in Nashville, TN. She is an avid deer and waterfowl hunter, as well as an active recreational and competitive shooter.

She enjoys skeet shooting and sporting clays. Jaclyn began competitive shooting in NRA's Youth Hunter Education Challenge (YHEC) and has

been a member of the Alabama State Champion YHEC team for three years, including 2004. Her article, "Trophy Buck," in the April issue of *InSights* told the story of her first deer, a 14-point whitetail buck.

Jaclyn is a freshman at Auburn University majoring in biology, and later plans on attending medical school.



Former Youth Advisory Board Member Leads College Team to Air Rifle Victory

Kim Chrostowski, two-time member of the NRA's Youth Advisory Board, shot a 584 out of 600 to lead the University of Nebraska's air rifle squad to a victory over the United State Air Force Academy. The Huskers air rifle team -- Misty Chanek, Stacy Underwood, Kirsten Weiss, and Kim -- turned in a strong performance in the competition, outshooting the Air Force team 2,326 to 2,272. Kim, a freshmen, also shot the second highest team score in the smallbore rifle match, helping the Huskers

edge out the Air Force Falcons 2,288 to 2,287.

Kim is originally from Portsmouth, Rhode Island and has distinguished herself in rifle shooting competition. Her accomplishments include High Intermediate Junior (smallbore) at the Junior Olympics and second place overall in the 2003 NRA National Junior 3-Position Air Rifle Team Championship.



Anschtz LP Basic Youth Model Air Pistol

Anschtz to Donate \$20 from Each Sale to The NRA Foundation's Air Gun Endowment!

The Anschtz LP Basic precision air pistol has been engineered with young shooters in mind. The LP Basic provides youths with an extremely accurate and reliable competition grade air pistol at an affordable price.

The LP Basic features a free-floating nickel-plated barrel, a compressed air cylinder with manometer, a practical loading lever, a muzzle compensator, and an ambidextrous walnut grip that can be adjusted in all directions. The sights are fully adjustable including the sighting line, the rear sight, and the front sight.

The trigger weight is also adjustable and meets the ISSF shooting regulations.

In keeping with their commitment to youth shooting sports development, Anschtz will donate \$20 from each sale of the LP Basic Youth Model to The NRA Foundation's Air Gun Endowment.

The Anschtz LP Basic is perfect for training, as well as competitive shooting. For more information on the



Anschtz LP Basic and for a list of U.S. distributors/partners, visit:


www.anschuetz-sport.com

Or visit the Special Offers section of the NRA's Web site at:

www.nrahq.org/youth

Pyramyd Air and Webley

Special Discounts for NRA Clubs, Camps and Trainers



Pyramyd Air and Webley are offering a 20% discount on the retail prices of certain air guns listed on the Pyramyd Air Web site. In addition to providing these great savings to you, **Pyramyd Air will donate 5% of the sales of each air gun to The NRA Foundation's Air Gun Endowment.**

To receive the discount you must be a representative of an NRA affiliated club/camp or a certified instructor or coach.

To review prices and to make a purchase, visit www.pyramydair.com and during "check-out" enter the special coupon code: NRA-PYRAMYD.

Three Easy Ways to Order:

1. Print out the order form and mail or fax the completed form to Pyramyd Air with payment:

Pyramyd Air Order Form at:
www.nrahq.org/youth/specialoffers

Pyramyd Air
26800 Fargo Avenue, Unit #C
Bedford Heights, Ohio 44146
Phone (888) 262-4867
Fax (216) 896-0896

2. Call Pyramyd Air at (888) 262-GUNS and reference the NRA discount code: NRA-PYRAMYD
3. Or, visit the Web site at www.pyramydair.com and use the coupon code (NRA-PYRAMYD) during the checkout process.



Nemesis



Tempest



Longbow

E.A.R. Inc.

Discounts on Products for NRA Clubs, Camps, and Trainers

E.A.R. Inc. is offering special discounts on the MiniCanal™ Hearing Protectors and the NYX Sport Protective Eyewear for NRA clubs, camps, and trainers:

EAR MiniCanal™

It is very important for instructors to be able to hear their students while on an active firing line. Now instructors can get student feedback and still be protected from the loud impulse noise of gunfire.



The MiniCanal™ offers non-custom hearing protectors with silicone or foam tips in variable sizes for better fit, as well as custom models. Utilizing state-of-the-art hear-

ing aid technology, the MiniCanal™ allows you to hear voices of instructors or students better, game calls, range commands and more. The MiniCanal™ comes in both analog and digital models and includes a carrying case.

NYX Sport

NYX Sport protective eyewear is perfect for the outdoor sports enthusiast. The specially priced Shooter Package comes with carbon or blue steal frame and includes 3 polycarbonate lenses, 3 nose pieces, and carrying case. These lightweight, low profile glasses exceed impact resistance requirements and can be purchased with prescription or non-prescription lenses.



For prices and ordering information, please go to Special Offers section of NRA Youth Programs Web site at:

www.nrahq.org/youth

To see all the E.A.R. products visit them online at:

www.earinc.com.